


Tubes & Clamps System


Scaffold Tube

Steel Grade: S235 (ASTM A36 Gr. 50, USA) or S355 (ASTM A572 Gr. 50, USA), Surface treatment: Hot dip galvanized

Item No.	Description	Weight (kgs)	Weight (lbs)	Photo
GSST260	6.0m Scaffold Tube-48.3 x 2.4mm	16.41	36.15	
GSST360	6.0m Scaffold Tube-48.3 x 3.2mm	21.35	47.03	
GSST460	6.0m Scaffold Tube-48.3 x 4.0mm	26.22	57.75	


Right Angle Clamp

Surface treatment: Electroplated or Hot dip galvanized

Item No.	Description	Weight (kgs)	Weight (lbs)	Photo
GSRACT	Drop Forged Right Angle Clamp with T Bolt and Nut	1.05	2.31	
GSRAC	Drop Forged Right Angle Clamp with I Bolt and Nut	1.50	3.30	
GSRACP	Pressed Right Angle Clamp	0.65	1.43	


Swivel Clamp

Surface treatment: Electroplated or Hot dip galvanized

Item No.	Description	Weight (kgs)	Weight (lbs)	Photo
GSSWCT	Swivel Clamp with T Bolt and Nut	1.10	2.42	
GSSWC	Swivel Clamp with I Bolt and Nut	1.80	3.96	
GSSWCP	Pressed Swivel Clamp	0.65	1.43	


Beam Clamp

Surface treatment: Electroplated or Hot dip galvanized

Item No.	Description	Weight (kgs)	Weight (lbs)	Photo
GSBCT	Beam Clamp with T Bolt and Nut	1.40	3.08	
GSBC	Beam Clamp with I Bolt and Nut	1.50	3.30	


Swivel Beam Clamp

Surface treatment: Electroplated or Hot dip galvanized

Item No.	Description	Weight (kgs)	Weight (lbs)	Photo
GSSBCT	Swivel Beam Clamp with T Bolt and Nut	1.50	3.30	
GSSBC	Swivel Beam Clamp with I Bolt and Nut	1.55	3.41	


Putlog Coupler (Clamp)

Surface treatment: Electroplated or Hot dip galvanized

Item No.	Description	Weight (kgs)	Weight (lbs)	Photo
GSPC	Putlog Coupler with T Bolt and Nut	0.65	1.43	


Sleeve Coupler (Clamp)

Surface treatment: Electroplated or Hot dip galvanized

Item No.	Description	Weight (kgs)	Weight (lbs)	Photo
GSSC	Sleeve Coupler with T Bolt and Nut	1.05	2.31	


Joint Pin Coupler (Clamp)

Surface treatment: Electroplated or Hot dip galvanized

Item No.	Description	Weight (kgs)	Weight (lbs)	Photo
GSJPC	Joint Pin Coupler with T Bolt and Nut	1.15	2.53	


Board Retaining Coupler (Clamp)

Surface treatment: Electroplated or Hot dip galvanized

Item No.	Description	Weight (kgs)	Weight (lbs)	Photo
GSBRC1	Board Retaining Coupler with T Bolt and Nut	0.65	1.43	


Board Coupler (Clamp)

Surface treatment: Electroplated or Hot dip galvanized


Item No.	Description	Weight (kgs)	Weight (lbs)	Photo
GSBRC2	Board Coupler with T Bolt and Nut	0.38	0.84	

Base Plate

Surface treatment: Electroplated or Hot dip galvanized


Item No.	Description	Weight (kgs)	Weight (lbs)	Photo
GSBP	Base Plate	1.00	2.20	

Caster Wheel

Item No.	Description	Weight (kgs)	Weight (lbs)	Photo
GSC8	8" Caster Wheel	4.50	9.91	


Steel Board

Size: 225x38x1.8mm, S235 (ASTM A36 Gr. 50, USA), Surface treatment: Pre-galvanized or Hot dip galvanized

Item No.	Description	Weight (kgs)	Weight (lbs)	Photo
GSSB10	1.0m Steel Board	5.10	11.23	
GSSB12	1.2m Steel Board	6.00	13.22	
GSSB15	1.5m Steel Board	7.30	16.08	
GSSB18	1.8m Steel Board	8.70	19.16	
GSSB20	2.0m Steel Board	9.80	21.59	
GSSB25	2.5m Steel Board	12.10	26.65	
GSSB30	3.0m Steel Board	14.50	31.94	
GSSB40	4.0m Steel Board	19.20	42.29	

Aluminum Ladder

Inside Width: 350mm, Outside Width: 398mm, Aluminum Grade: 6061-T6

Item No.	Description	Weight (kgs)	Weight (lbs)	Photo
GSAL30	3.0m Aluminum Ladder	4.20	9.25	
GSAL36	3.6m Aluminum Ladder	5.00	11.01	
GSAL40	4.0m Aluminum Ladder	5.60	12.33	
GSAL50	5.0m Aluminum Ladder	7.00	15.42	
GSAL54	5.4m Aluminum Ladder	7.95	17.51	
GSAL60	6.0m Aluminum Ladder	8.40	18.50	